

## UNIQUE DEVICE IDENTIFICATION

**Intended For Health Care Professionals In The United States**

This website provides UDI information at the point of use in support of rapid and accurate device identification. Users can acquire the UDI-DI barcode, create post-case logs to track what is used during surgery, create, share and print custom ortho set inventory sheets, and acquire an Excel or PDF GTIN download. The UDI information provided on this website is limited to the Johnson & Johnson hospital medical devices portfolio of products.

**Search**


## HELP DOCUMENTATION

UDI Website— <https://www.meddevudi.com>

## TABLE OF CONTENTS

1	GLOSSARY .....	3
2	Purpose.....	4
3	PROCESS.....	6
3.1	Access UDI Website .....	6
3.1.1	Product Searches .....	6
3.1.2	Create a Case Log (optional) .....	8
4	Download GTINs to Excel.....	18

## 1 GLOSSARY

Name	Definitions
UDI	Unique Device Identifier
GTIN	Global Trade Item Number
Post-Case Implant Log	Record of products used during surgery
Product Line	Type of product used (i.e., Concorde, Expedium, Skyline)
SKU	Stock Keeping Unit
1D Barcode	<p>Most-commonly used barcode (Code 128) holds up to 85 characters. Example:</p> 
UDI 1D Barcode	1D Barcode that improves tracking of implanted medical devices.

LOT Number	Identification number assigned to a particular lot of material from a single manufacturer.
UOM	Unit of Measurement
Operating Company	Medical device divisions within Johnson & Johnson (i.e., Trauma, Mitek, Spine)

This help document was created for use with a desktop computer which will give you the most optimal experience. Please be aware some functionality may appear and behave differently if you are using a tablet or mobile device.

## 2 Purpose

The Johnson & Johnson UDI website be used to access:

- UDI information at point of use for non-sterile implants and direct marking for re-useable instruments
- Rapidly & accurately identify a device
- Create post-case logs to track what is used during surgery
- Manage inventory

- Acquire a UDI-DI barcode

#### Product Search:

- Product UDI-DI through wildcard product search function
- Optional post case implant information
- Option to download case information to Excel or PDF
- Barcode capture via on-screen display or PDF generation

#### GTIN Download:

- By Operating Company
  - Provides the following attributes:
    - Product Code #
    - GTIN

- Product Description
- Unit of Measure
- PDF or Excel Downloads available

### 3 PROCESS

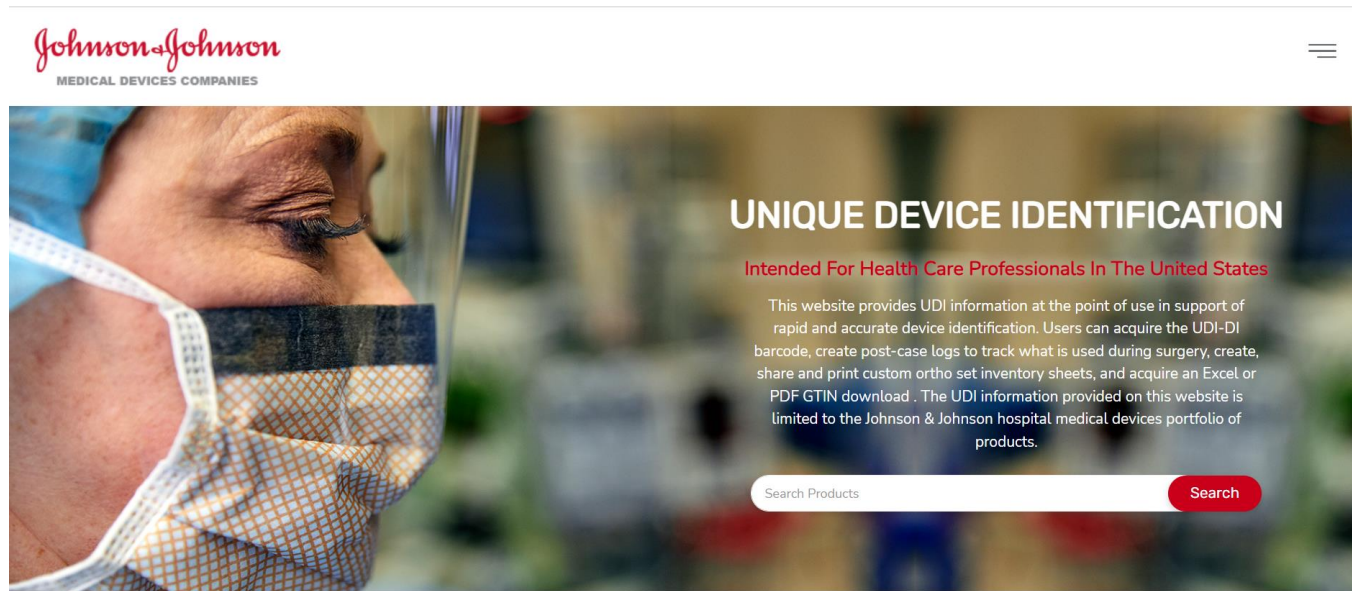
This section contains step-by-step instruction on how to navigate the [Johnson & Johnson](#) UDI website.

#### 3.1 Access UDI Website

##### 3.1.1 Product Searches

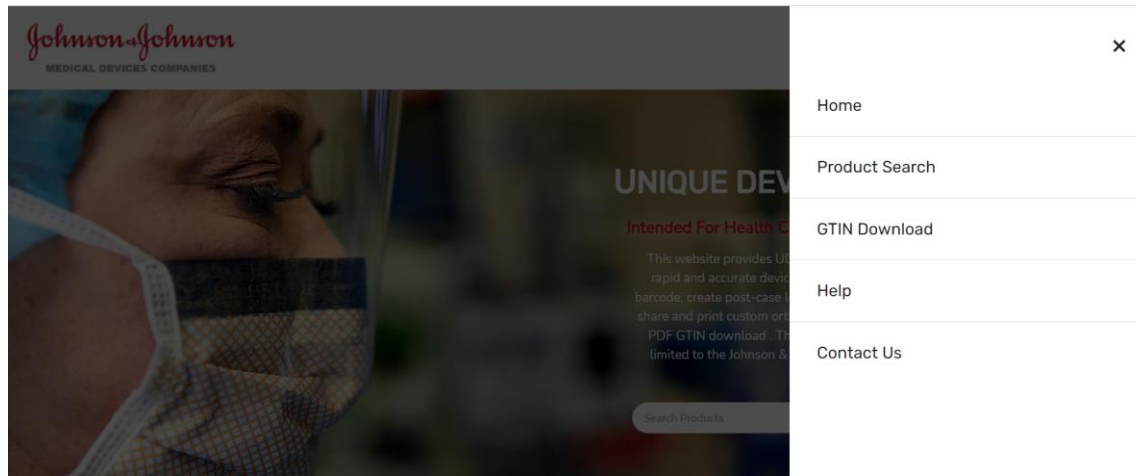
There are two ways to search for a product:

Step 1: Enter your search criteria in the **Product Search** fields and select **Search**.



For more detailed search criteria, select the Product Search option from the Hamburger Menu icon ( ≡ ) on the top right corner.





This method provides more detailed search criteria options and provides an area to center specific case details that will appear within Your Case details.

### 3.1.2 Create a Case Log (optional)

Step 2: To create a case log, Enter Hospital Name, Operating Room, Surgery Date/Time, Surgeon Name, Case ID using the fields provided.

- Click the Calendar icon to select a date and time.



### Review Case Information (Optional)

In the UDI site's interactive areas, all information you provide is optional and the information will be governed by our [Privacy Policy](#). The information is for the purpose of assisting you to annotate the Unique Device Identifier into your patient records. This application will enable the user to obtain the Unique Device Identifier (UDI) for the Johnson & Johnson Medical Device Products. The search product field is required and will be processed by this site to provide the user with the UDI. The remaining fields, Hospital Name, Operating Room, Surgery Date and Time, Surgeon Name and Case Id are optional fields that can be populated to be displayed on a hardcopy printout for your records. The optional fields are not stored or processed by the site owner. The information that you provide is governed by our [Privacy Policy](#).

Hospital Name:

Operating Room:

Surgery Date and Time:

Surgeon Name:

Case ID:

12-13-2021 -- 12:03 PM

December 2021

12

03

PM

### Product Search

search

Search Results for "" (130486)

Add products to your Case to create a report of all Items. Click "Done!" when finished.

Your Case (3)

Clear Case Contents

- Click outside the date/time window to enter the selected date/time into the fields.

### Review Case Information (Optional)

In the UDI site's interactive areas, all information you provide is optional and the information will be governed by our [Privacy Policy](#). The information is for the purpose of assisting you to annotate the Unique Device Identifier into your patient records. This application will enable the user to obtain the Unique Device Identifier (UDI) for the Johnson & Johnson Medical Device Products. The search product field is required and will be processed by this site to provide the user with the UDI. The remaining fields, Hospital Name, Operating Room, Surgery Date and Time, Surgeon Name and Case Id are optional fields that can be populated to be displayed on a hardcopy printout for your records. The optional fields are not stored or processed by the site owner. The information that you provide is governed by our [Privacy Policy](#).

Hospital Name:

Operating Room:

Surgery Date and Time:

12-13-2021 -- 12:03 PM

Surgeon Name:

Case ID:

Product Search

search

Search Results for "" (130486)

<

December 2021

>

Su

Mo

Tu

We

Th

Fr

Sa

28

29

30

1

2

3

4

5

6

7

8

9

10

11

12

13

14

15

16

17

18

19

20

21

22

23

24

25

26

27

28

29

30

31

1

2

3

4

5

6

7

8

12

03

PM

- To search by operating company, select your Operating Company from the menu options.

Johnson & Johnson

MEDICAL DEVICES COMPANIES

Home > Product Search

Review Case Information (Optional)

Product Search

search

Search

All Operating Companies

Acclarent

Biosense Webster

Cerenovus

CMF

Ethicon

Mentor

Mitek

Orthopaedics

Power Tools

Spine

Sterilmed

Trauma

Match: SKU ☒ GTIN ☒ Description ☒

Your Case (0)

Clear Case Contents

Product No.

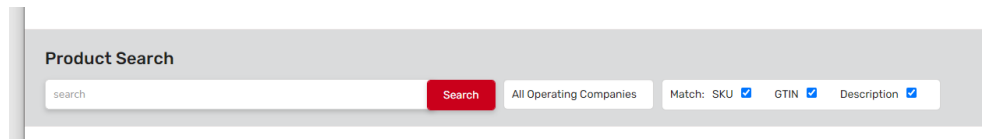
GTIN

QTY

No products yet added to your case.

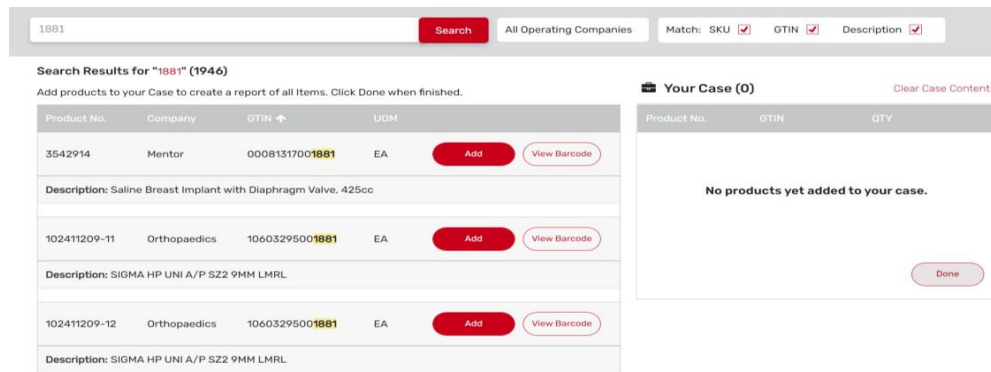
Search using the field above to add products to your case.

- You can narrow your search criteria by selecting SKU, GTIN, and/or Description.



The image shows a 'Product Search' interface. It features a search input field with the placeholder text 'search'. To the right of the input field is a red 'Search' button. Further right is a dropdown menu currently set to 'All Operating Companies'. To the right of the dropdown are three filter options: 'Match: SKU' with a checked checkbox, 'GTIN' with a checked checkbox, and 'Description' with a checked checkbox.

- Click **Search** to generate the search results based on your criteria.



The image shows the 'Search Results' and 'Your Case' interface. The search criteria at the top are: '1881', 'Search' button, 'All Operating Companies' dropdown, and filters for 'SKU', 'GTIN', and 'Description' (all checked). The search results are for '1881' (1946) items. Below the search bar, there is a table of results with columns: Product No., Company, GTIN, and UOM. Each row has an 'Add' button and a 'View Barcode' button. The 'Your Case' section on the right shows '0' items and a 'Done' button.

Product No.	Company	GTIN	UOM
3542914	Mentor	00081317001881	EA
Description: Saline Breast Implant with Diaphragm Valve, 425cc			
102411209-11	Orthopaedics	10603295001881	EA
Description: SIGMA HP UNI A/P SZ2 9MM LMRL			
102411209-12	Orthopaedics	10603295001881	EA
Description: SIGMA HP UNI A/P SZ2 9MM LMRL			


- To view a barcode of the product GTIN, click the View Barcode button on the Search Results screen.

**View Barcode** ✕

Product No.	Company	GTIN	UOM
3542914	Mentor	00081317001881	EA

Saline Breast Implant with Diaphragm Valve, 425cc

UDI Barcode



(01)00081317001881

**Done**

- Click **Add** to add a product to your Case.

**Add Product to Case** ✕

Product No.	Company	GTIN	UOM
3542914	Mentor	00081317001881	EA

Saline Breast Implant with Diaphragm Valve, 425cc

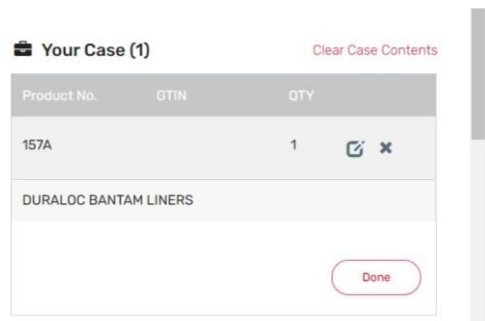
Enter LOT Number

Product Quantity

**Add** **Cancel**

- Optionally, you can enter product-specific production identification information using the following options:
  - Enter the Lot Number. If you do not have a Lot Number, the Case Log will show a blank.

- Enter the Product Quantity. If you do not have a Product Quantity, it will default to a quantity of 1.
  - Click **Add** to add the selected product to the Your Case display.
  - Click **Cancel** to return to the previous screen.
- To edit products in Your Case, click the Pencil icon.



- You can change the LOT Number and Product Quantity.

Add Product to Case

Product No.	Company	GTIN	UOM
3542914	Mentor	00081317001881	EA
Saline Breast Implant with Diaphragm Valve, 425cc			

Enter LOT Number

Optional

Product Quantity

2

Add

Cancel

- Click **Add** to update Your Case.

Your Case (1)

Clear Case Contents

Product No.	GTIN	QTY	
3542914	00081317001881	2	
Saline Breast Implant with Diaphragm Valve, 425cc			

Done

In the above example, Product Quantity was changed to 2.

- To delete a product, click the “X” on **Your Case**. The following message confirms your action request.

Message from webpage

Are you sure you want to remove this item?

OK

Cancel

- Click **OK**. The product is removed from Your Case.
- After you have entered all your products for Your Case, click **DONE!**

Home > Product Search > Your Case

Review Case Information (Optional) +

**Your Case (1)**  
Review Your Case and Download Report

UDI

Product No.	Company	GTIN	LOT Number	UOM	Quantity	
3542914	Mentor	00081317001881		EA	2	

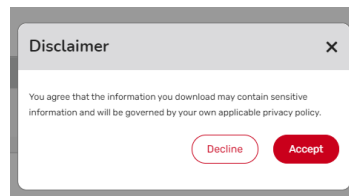
DOWNLOAD:

DOWNLOAD:

**Note:** You can also Edit or Delete products from this page.

- Click the Excel button to download your case into Excel.
- If you are using Google Chrome, it appears at the bottom left of your browser. Otherwise, follow the procedure for your browser.

- Click on the Excel document to open it, then accept the Disclaimer.



- Your Case Name will be title of the Excel file.

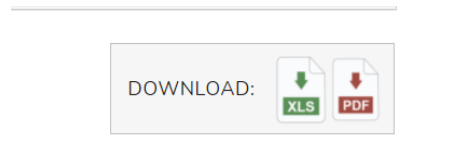


- Click on the file to open the excel file.

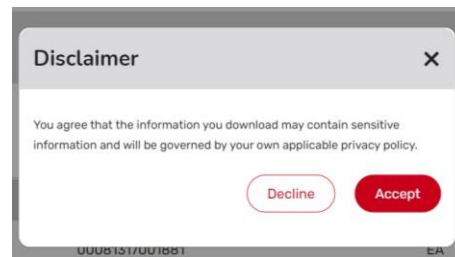
	A	B	C	D	E	F	G	H	
1	Product No.	Company	GTIN	LOT No.	UOM	QTY	Case Id	Operating Room	Hospital n
2	3542914	Mentor	00081317001881		EA	2			
3									
4	This document contains sensitive data that is highly restricted								
5									
6									

- To open your case as a PDF, select the PDF icon.





- Accept the disclaimer.



- If you are using Google Chrome, a new tab opens to display your case.

Report Generated On: 11/08/2021

Unique Device Identification

Surgery Date and Time:	11-08-2021 - 04:04 PM
Surgeon Name:	
Hospital Name:	
Operating Room:	
Case ID:	

**Products**

	Product No.	Company	GTIN	UDI	LOT No.	UOM	QTY	UDI Barcode
1.	3542914	Mentor	00081317001881			EA	2	 (01)00081317001881

Description: Saline Breast Implant with Diaphragm Valve, 425cc

This document contains sensitive data that is highly restricted

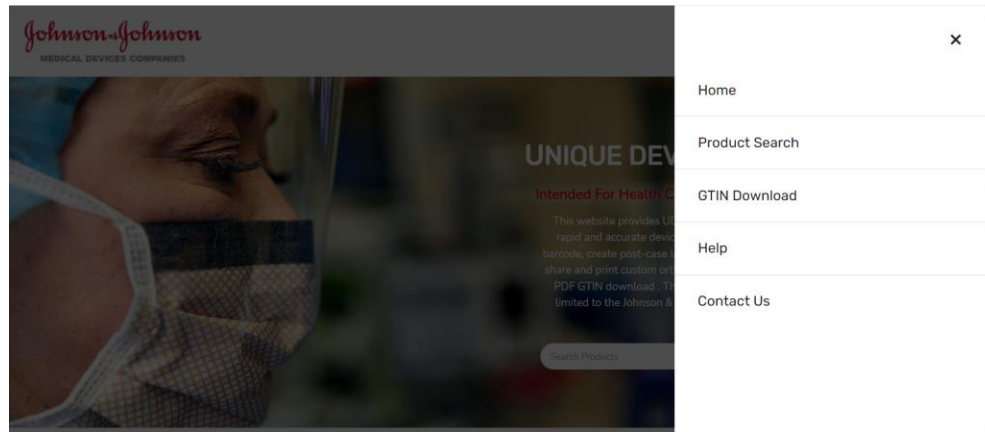
- You can use the icons at the top, right of the page to view, save, or print the document.



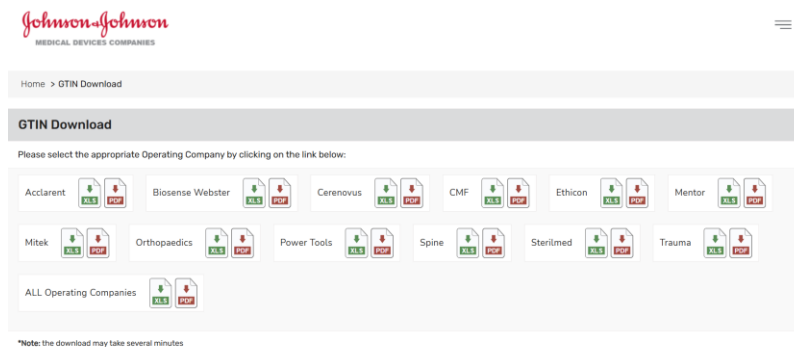
## 4 Download GTINs to Excel

To download GTINs to Excel:

- i. Select the GTIN Excel Download tab.



- ii. To select the appropriate Operating Company for the GTINs you want to download, click the link:






**Note:** If you are using Google Chrome, the Excel Zip will appear at the bottom left corner of the page. The file may appear differently if you are using another browser.

iii. Select the Zip file to open. For example:



Follow the procedure for the browser you are using.

iv. Select the Excel file.

Name	Type	Compressed size	Password pr...	Size
 DS_GTIN_Anspace_KIT.xlsx	Microsoft Excel Worksheet	18 KB	No	
 DS_GTIN_Biosense Webster_KIT.xlsx	Microsoft Excel Worksheet	18 KB	No	
 DS_GTIN_Ethicon_KIT.xlsx	Microsoft Excel Worksheet	38 KB	No	

The Excel file opens.

File Home Insert Draw Page Layout Formulas Data Review View Help

PROTECTED VIEW Be careful—files from the Internet can contain viruses. Unless you need to edit, it's safer to stay in Protected View. Enable Editing

A14 Kit Code

	A	B	C	D	E	F
1						
2						
3						
4						
5						
6						
7						
8						
9						
10						
11						
12						
13						
14						
15	Kit Code	Kit Description	Product SKU	Description	Qty	GTIN
16	SIT45.6542	CUP	121701058	PINNACLE 100 ACET CUP 58MM	1	10603295008583
17	SIT45.6522	CUP	121701058	PINNACLE 100 ACET CUP 58MM	1	10603295008583
18						
19						
20						
21						

Worksheet

NOTE: Please note that the date provided on the downloaded file may not reflect your local date due to differences in global time zones.